



# DocDNA - MFA

Prepared by XBP Global | Version 1.1



## Table of Contents

Login screen.....	1
MFA.....	1
Using Mobile Authenticators.....	2
Browser Extension – For Chrome.....	3
Browser Extension – To add it in Chrome.....	3
Browser Extension – For Edge.....	4
Browser Extension – To add it in Edge.....	4
Browser Extension – For FireFox.....	5
Browser Extension – To add it in Firefox.....	5
To Scan QR Code.....	6
Browser Extension – User added to Authenticator.....	6
User OTP To Login.....	8

## Login screen



# DOCDNA

User ID

Password



LOGIN


Exela Help Desk :  
Email: [hovhelpdesk@exelaonline.com](mailto:hovhelpdesk@exelaonline.com)  
Phone: (800) 733-7842

## MFA



## DOCDNA

**⚠ You need to set up Authenticator to activate your account.**

1. Install one of the following applications on your mobile:  
FreeOTP  
Google Authenticator  
Microsoft Authenticator  
-- OR --  
Add browser extension in your laptop / desktop  
Click here for [Chrome](#) / [Firefox](#) / [Edge](#)
2. Open the application and scan the barcode:  
  
**Unable to scan?**
3. Enter the one-time code provided by the application and click Submit to finish the setup.  
Provide a Device Name to help you manage your OTP devices.  
**One-time code \***  
  
**Device Name**  
  
**Submit**

## Using Mobile Authenticators

Download and install one of the apps on your mobile. Scan the QR code using the authenticator.

# Google Authenticator

Google LLC

Enable 2-step verification to protect your account from hijacking.



4.4★  
6.22L reviews

10Cr+  
Downloads

**3+**  
Rated for 3+ ⓘ

# FreeOTP Authenticator

Red Hat

FreeOTP secures your online accounts using one-time passwords.



3.5★  
5.49K reviews

10L+  
Downloads

3+  
Rated for 3+ ⓘ

# Microsoft Authenticator

Microsoft Corporation

Sign in easily and securely with 2FA/MFA.

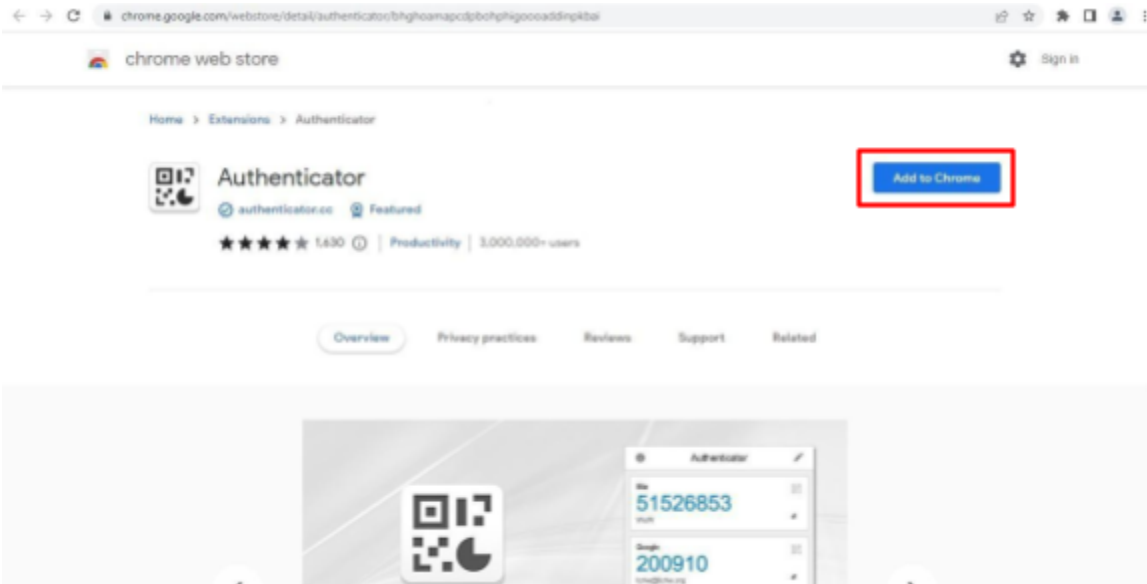


4.6★  
23.6L reviews

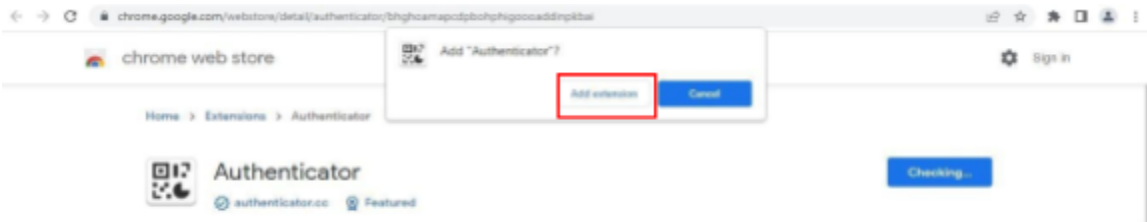
10Cr+  
Downloads

3+  
Rated for 3+ ⓘ

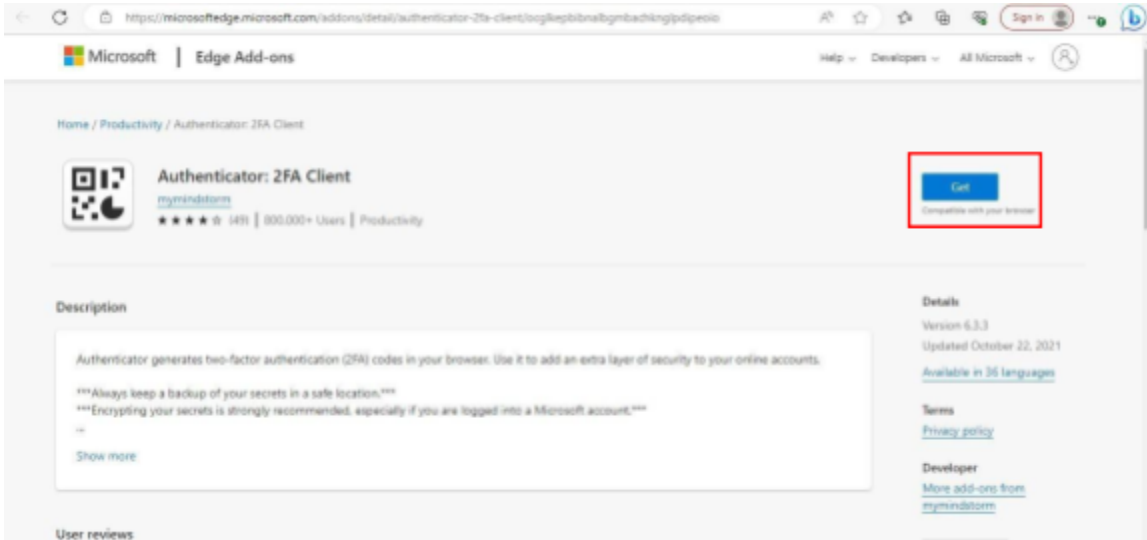
## Browser Extension – For Chrome



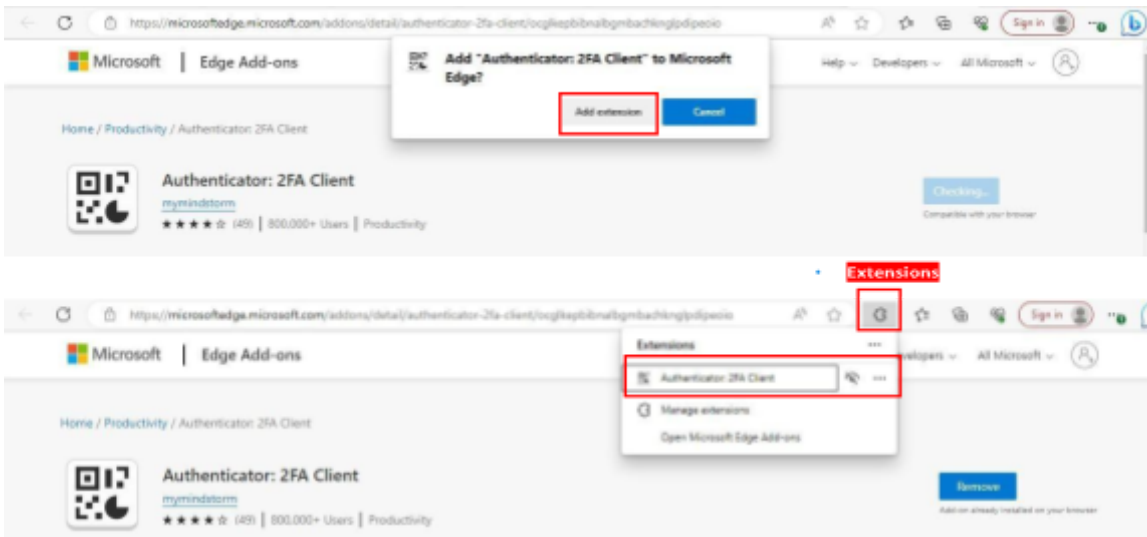
## Browser Extension – To add it in Chrome



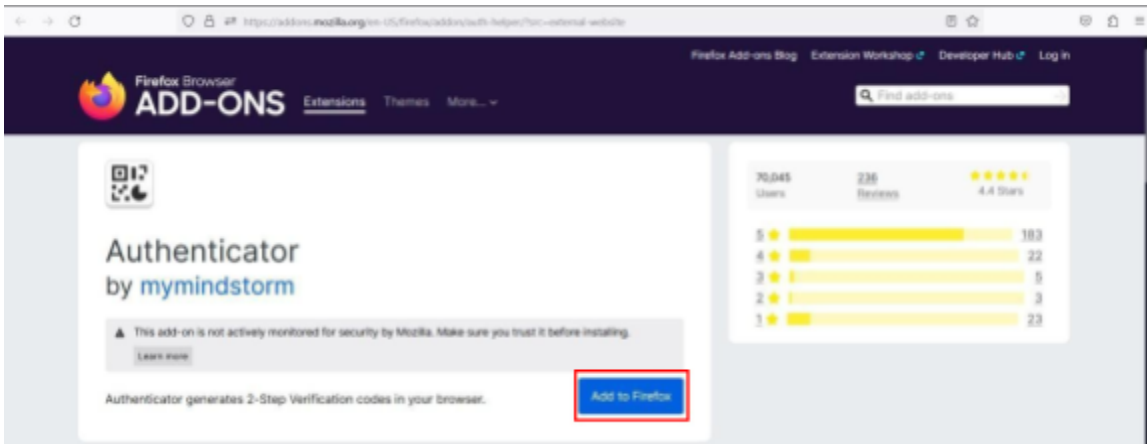
## Browser Extension – For Edge



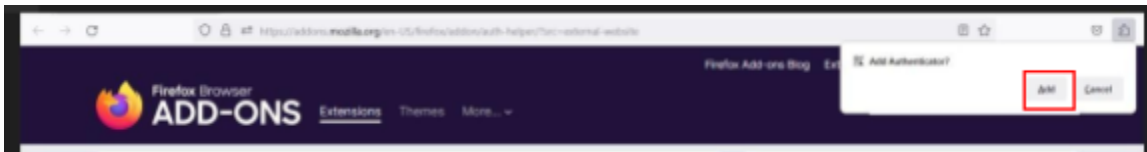
## Browser Extension – To add it in Edge



## Browser Extension – For FireFox



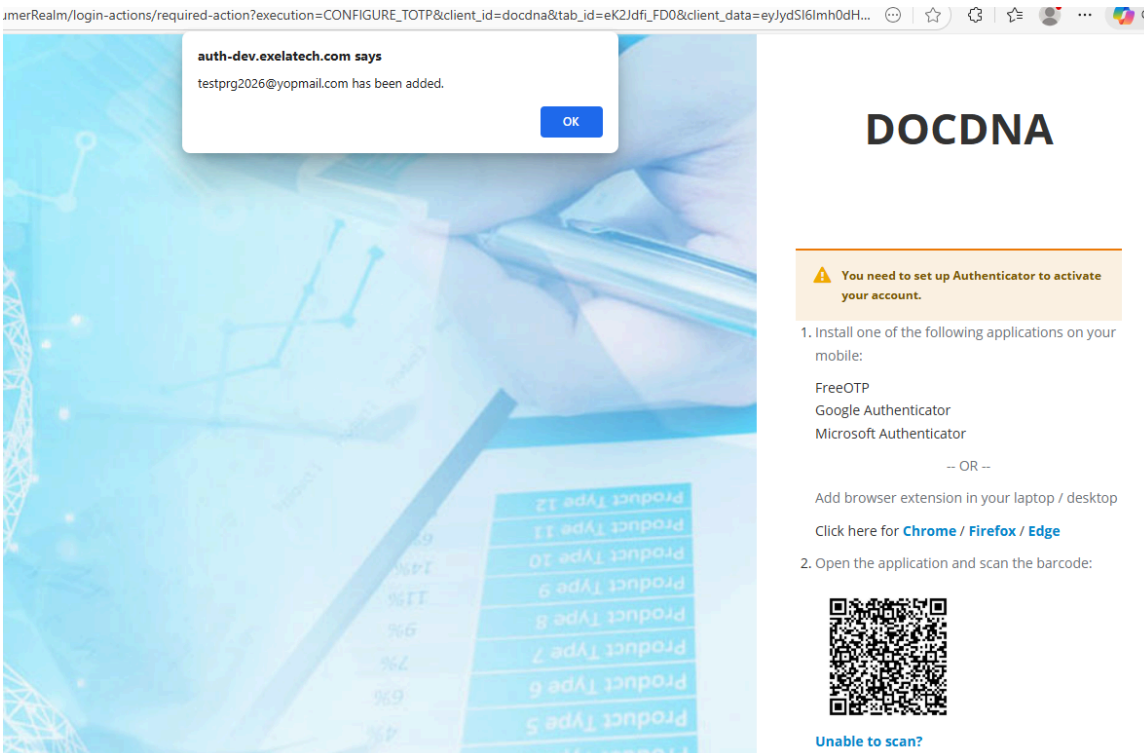
## Browser Extension – To add it in Firefox

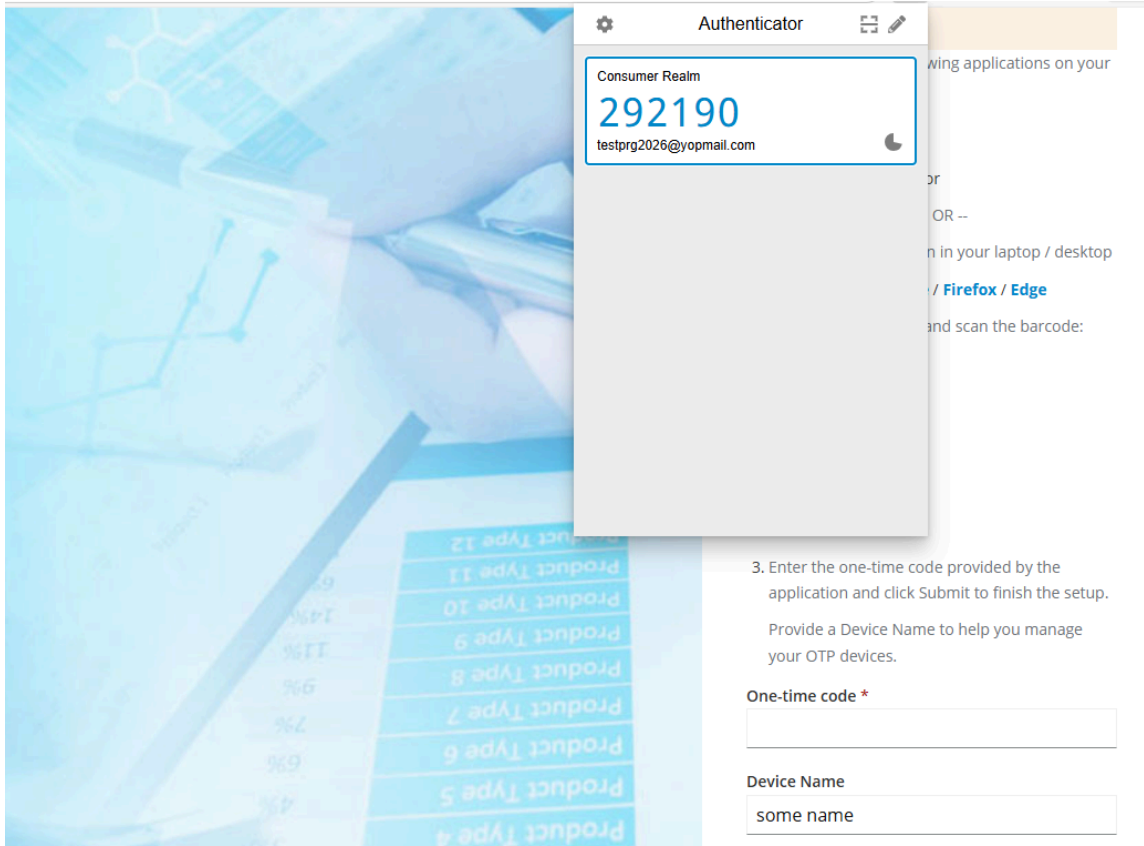


## To Scan QR Code



## Browser Extension – User added to Authenticator





Product Type 12	6%
Product Type 11	14%
Product Type 10	11%
Product Type 9	9%
Product Type 8	7%
Product Type 7	6%
Product Type 6	4%
Product Type 5	
Product Type 4	

Authenticator

Consumer Realm

**292190**

testprg2026@yopmail.com

...ing applications on your

...r

OR --

...n in your laptop / desktop

... / [Firefox](#) / [Edge](#)

...and scan the barcode:

3. Enter the one-time code provided by the application and click Submit to finish the setup.

Provide a Device Name to help you manage your OTP devices.

One-time code \*

Device Name

## User OTP To Login




-- OR --

Add browser extension in your laptop / desktop

Click here for [Chrome](#) / [Firefox](#) / [Edge](#)

2. Open the application and scan the barcode:



**Unable to scan?**

3. Enter the one-time code provided by the application and click Submit to finish the setup.

Provide a Device Name to help you manage your OTP devices.

One-time code \*

Device Name

